


The steps of W.E.S.S.P

Wi-Fi



Connect to your WiFi

Go to settings tap WiFi
Add your home connection




Email



Login to your Email

- Go to Settings
- Tap passwords & accounts
- Select add accounts
- Select google
- Login to your school email
- Gmail username will be:
LastName+FirstInitial@district90.org
- Some Gmail User names will be:
LastName+FirstFullName@district90.org
- **Gmail password will be: first initial+last initial+student ID# +zero Example, KM123450

Securly



Login to Securly

- Tap the safari app
- Go to google and tap the white search bar
- Begin a search for something appropriate like cats or dogs
- Securly will open
- Login with your school gmail account


Schoology



Login to Schoology app

- Tap the Schoology app
- Tap the white search bar
- Enter River Forest SD 90
- Tap log in through your school
- Enter your school gmail account and password
- Tap approve button

Powerschool



Login to Powerschool app

- Tap the Self Service App
- Download the Powerschool app
- Open the app by tapping the app
- Enter the District code (QDWK)
- Your username and password will be a 4 digit code that will be provided to you at a later time